




The hinged doors, as a key element of the structure and functionality of cold rooms, are easily adapted, hermetically sealed and contribute significantly in maintaining temperature constant. They are suitable for all industries such as supermarkets, food processing industries, dairy factories, fruit packers, meat and food processing industries and more.




- Standard door leaf with Polyurethane insulation supplied from BAYER (Germany) of density 40-42 kg/m³ non flammable, with injection at heated press of 500 tonnes. Door surface made from German steel sheets 30% thicker than the competition, plasticized to a thickness of 200 µm with Sanitary Steel film coating with antibacterial properties.
- Angle - shaped frame, made from heavy duty, robust and reinforced with marine plywood, PVC, with modern German design and high mechanical strength. In accordance with HACCP standards. EASY-PASS (quick & easy assembly).
- Single section door (Monoblock). It locks in three points with 6 hinges.
- Lock mechanism & hinges for all hinged doors.
- Border gaskets, insulating properties with beehive cells and perfect adhesion.
- Five year written guarantee.
- Wide colour range.

OPTIONS



Plastified sheet
(standard)



Stainless steel sheet
(optional)




Porthole 300mm x 500mm



Inox Antipanic push bar
for emergency exit



Decorative protective bumpers



Anti-slip entrance ramp

AVAILABLE COLORS



RAL1006



RAL2009



RAL3001



RAL5015



RAL9010



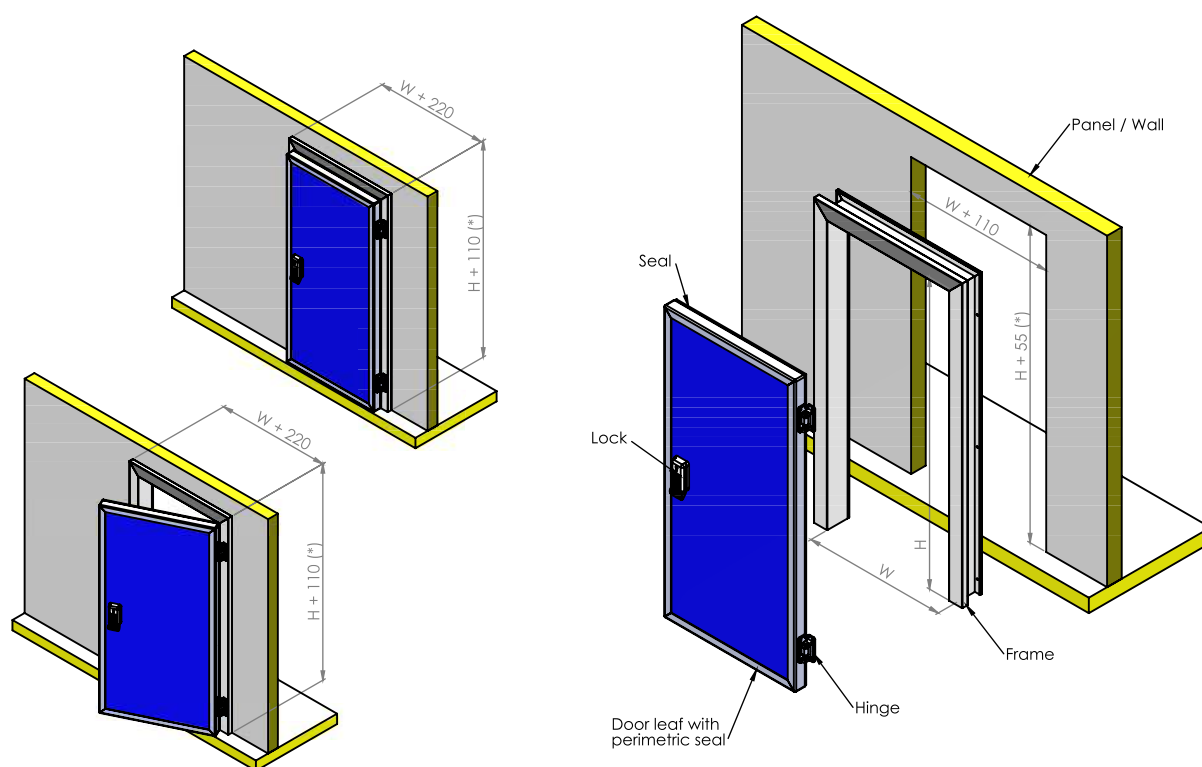
RAL7047 Pebbled



RAL9002

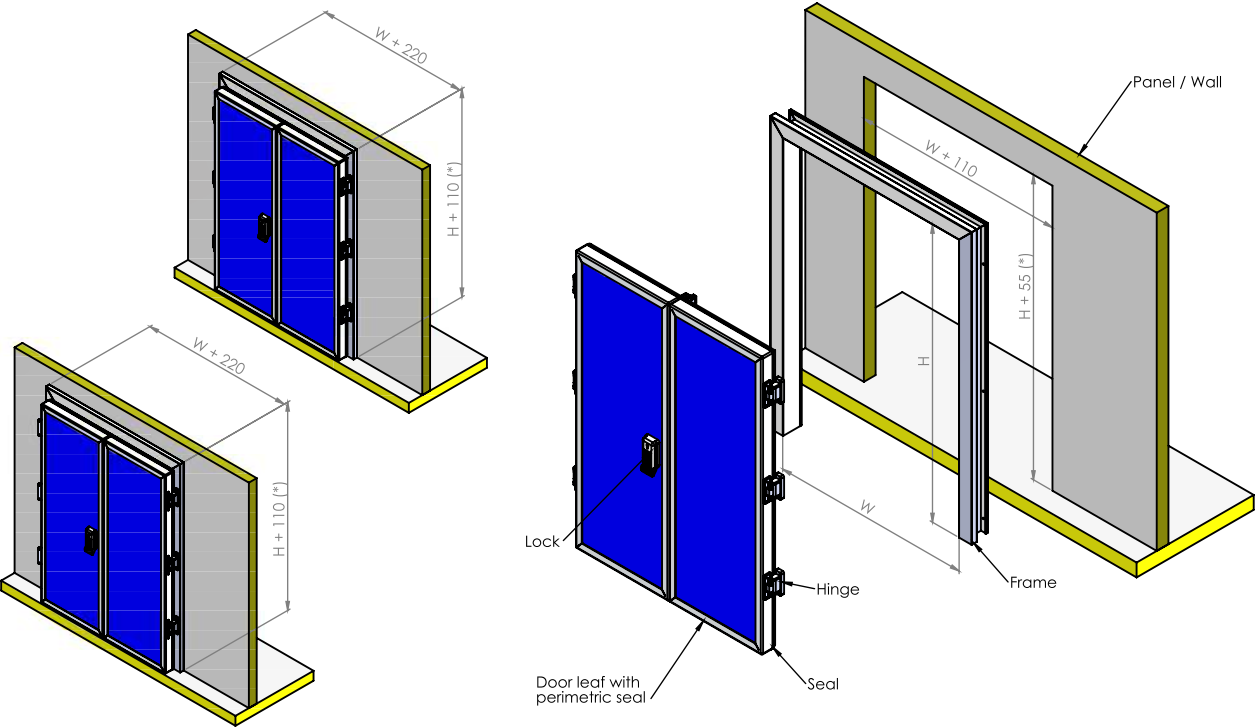


SINGLE LEAF TECHNICAL DRAWING





DOUBLE LEAF TECHNICAL DRAWING





Hinged cold storage door on the same level with the frame (does not protrude). It is used in special cases such as on ships, or when it is requested by the customer for aesthetic reasons and space economy.

It closes tightly and seals on the specially designed PVC frame, providing perfect insulation as well as the standard hinged cold storage door.

AVAILABLE COLORS



RAL1006



RAL7047 Pebbled



RAL2009




RAL9002



RAL3001



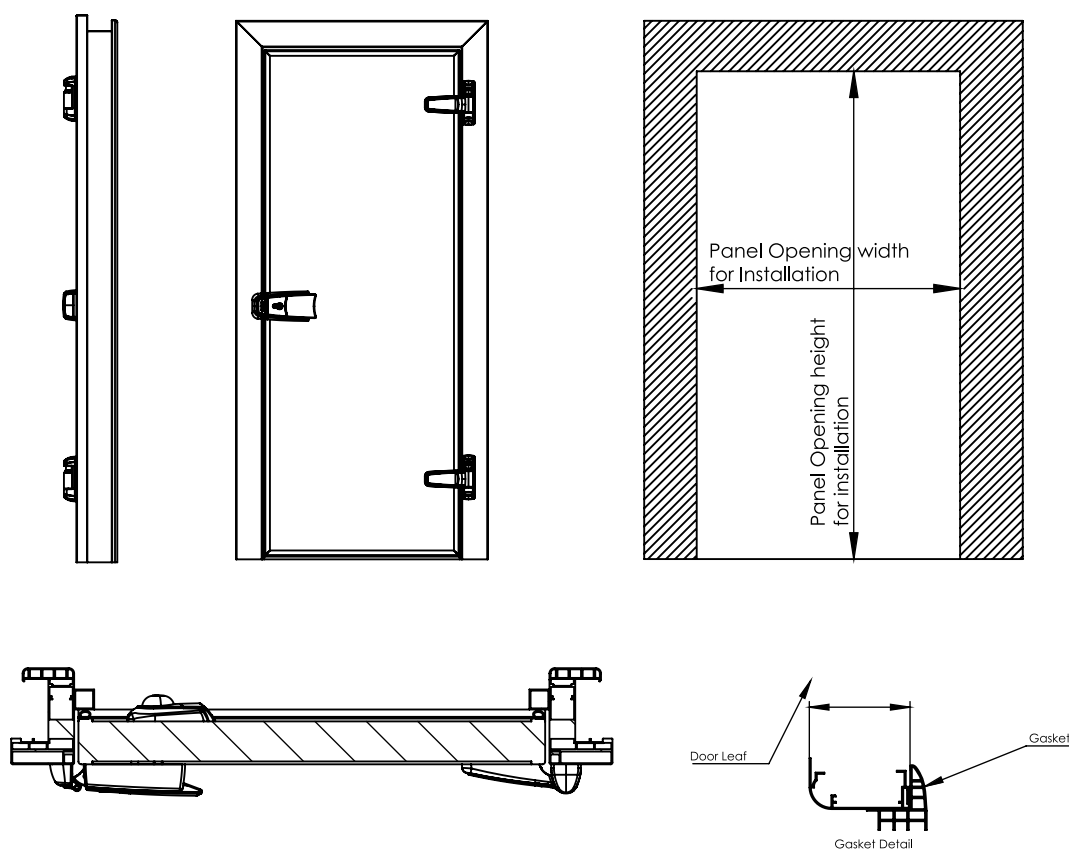
RAL5015



RAL9010



TECHNICAL DRAWING



	MOD 608TP	MOD 609TL	MOD 612TXL	MOD 612TXXL
Application				
Chiller Room	●			
Freezer Room		●	●	●
Temperature	0 °C	-25 °C	-30 °C	-40 °C
Net Opening Dimensions (mm)*				
Minimum Width **	700	700	700	700
Minimum Height	1800	1800	1800	1800
Maximum Width **	1500	1500	1500	1500
Maximum Height	2500	2500	2500	2500
Door Thickness (mm)				
Leaf Thickness	80	90	120	120
Minimum Panel Thickness	60	100	120	120
Maximum Panel Thickness	80	200	200	200
Options				
Plastified Surface ***	●	●	●	●
Inox Surface	○	○	○	○
Full Inox	○	○	○	○
Flush Door	○	○	○	○
Hook Rail Passage	○			
Lower Frame	○	○	○	○
Accessories				
Heating Element		Single	Single	Double
Window	○	○	○	○
Panic Bar	○	○	○	○
Decorative Bars	○	○	○	○
Entrance Ramp	○	○	○	○
Door Closer	○	○	○	○

- Standard
○ Optional

* For custom dimensions contact with A. Motors office.

** For width greater than 1500mm double leaf door is used.

***Colors other than white come with extra charge.



Our products are constructed in our modern facilities in Kryoneri Industrial Area, Athens, in compliance with German DIN standards of Berlin Technical University & HACCP specifications.

A. MOTORS - CH. PILALIS S.A.

Cold Room & Door Industry
Protomagias 5, Kryoneri Industrial Area,
Zip Code. 14568,
Athens, Greece

☎ Tel. +30 210 62 20 100
✉ Email: info@ampdoor.com



www.ampdoor.com

